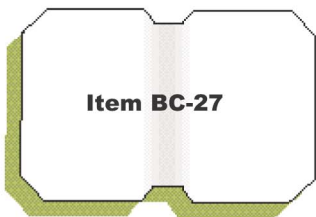


Clear Vinyl Adhesive book COVERS

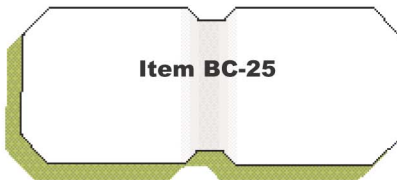
To protect the cover of a completed Bare or BIG Bare Book™ try our clear, self adhesive book covers. These book covers are pre-cut to correct size insuring a proper fit, and have an adhesive that allows repositioning. Easy to use, they will provide the final touch to protect your book project.

Bare Book Covers™



Item BC-27

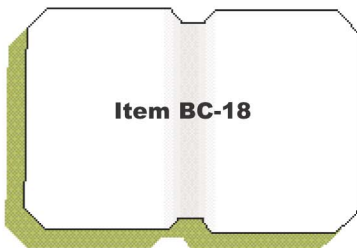
Vertical Bare Book Cover for 2700 series



Item BC-25

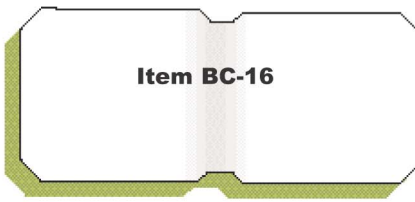
Horizontal Bare Book Cover for item 2501

BIG Bare Book Covers™



Item BC-18

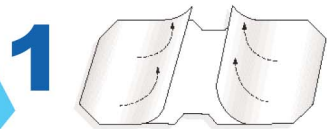
Vertical Bare Book Cover for 1800 series



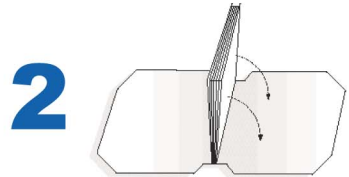
Item BC-16

Horizontal Bare Book Cover for item 1601

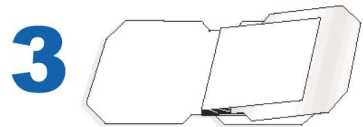
HOW TO Cover a Bare Book



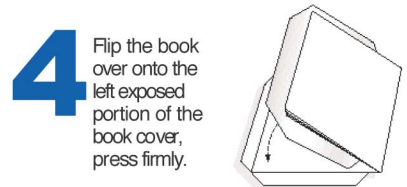
1 Lay book cover flat and peel off release paper backing



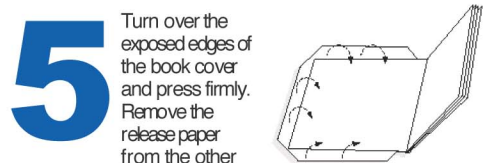
2 Place spine of the book onto the center of the book cover. Lay one cover of the book onto the exposed adhesive of the book cover, press firmly.



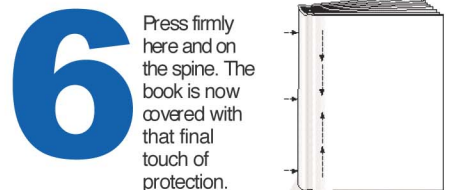
3 Insert release paper, shiny side down, between the cover of the book that is attached to the adhesive and the pages of the book.



4 Flip the book over onto the left exposed portion of the book cover, press firmly.



5 Turn over the exposed edges of the book cover and press firmly. Remove the release paper from the other cover and repeat the procedure



6 Press firmly here and on the spine. The book is now covered with that final touch of protection.